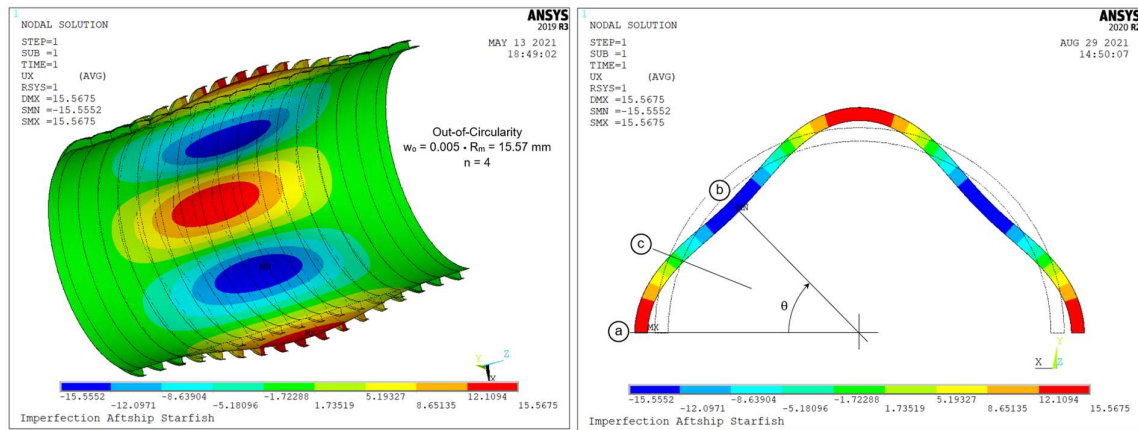


Excel table

With goniometric functions imperfection is applied over the compartment (see Figure 1)
Three positions over the circumference are considered

- Imperfection outward, position a
- Neutral position, position c
- Imperfection inward, position b



(a) Out-of-Circularity compartment

(b) Positions over the circumference

Figure 1 Clarification on the imperfection (Out-of-Circularity)

For the ring-stiffened pressure hull three locations are considered (See Figure 2)

- Flange of the stiffener, location 1
- Shell at frame, location 2
- Shell midbay, location 3

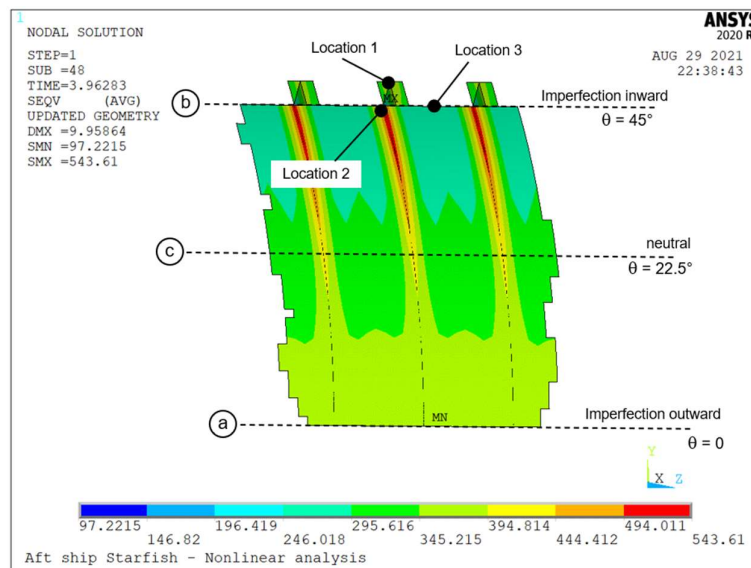


Figure 2 Locations of interest

Excel table

Over the circumference and over the thickness stresses are considered for FE-elements at the three locations shown in Figure 2.

Depending on the fibre with the maximum stress (see Figure 3):

- Fibre with the maximum stress, denoted by A, at position a, c and b
- Midplate, denoted by C, at position a, c and b
- Fibre with the minimum stress, denoted by B, at position a, c and b

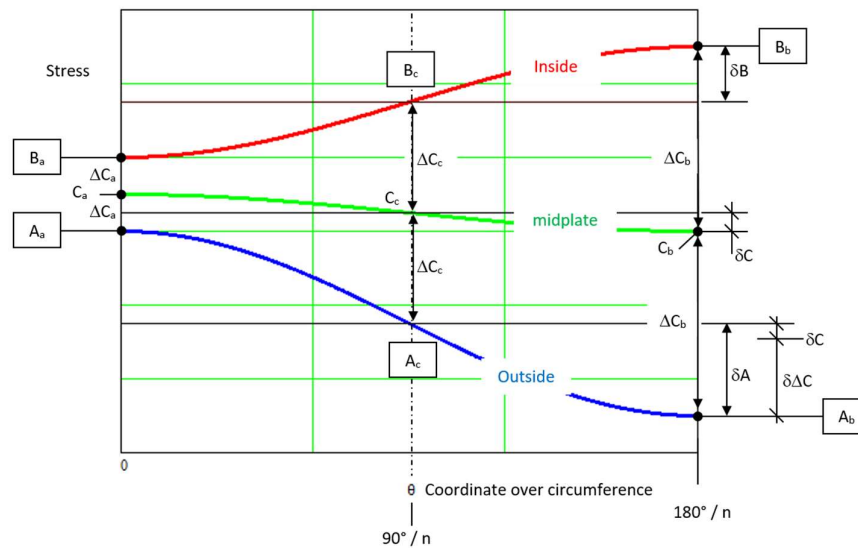


Figure 3 Stresses over the circumference and over the thickness
