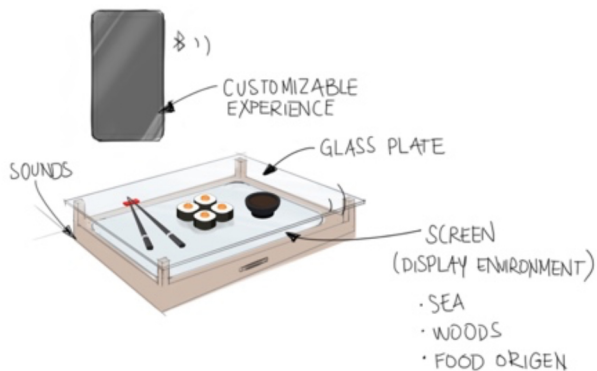
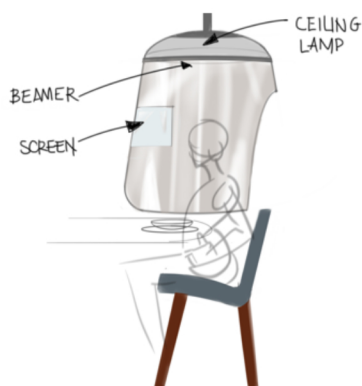


Idea 7: Relaxing dinner plate



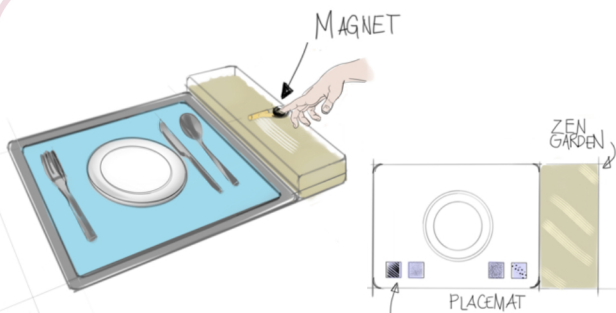
The relaxing eating plate is a transparent glass plate placed on top of a display. While dining, relaxing sounds combined with relaxation images are portrayed on the screen below the plate. For example, images of sea waves matched with sea sounds, or forest sounds, and nature images. Also, food themes can be included to enhance the food being eaten. This eating plate can be customised on the smartphone through a Bluetooth connection.

Idea 8: Solo dining cocoon



This concept creates an enclosed space for the solo diner, so he/she can focus more on its food and enjoy more the dining experience. Inside the cocoon, a relaxing atmosphere is created by displaying changing coloured lighting and relaxing music. A screen inside the cocoon provides the opportunity to display visual cues during dining.

Idea 9: Zen Garden / Placemat



The zen garden placemat combines a zen garden with a placemat. During dining, the integrated zen garden can be used by the solo diner to draw figures on the sand. To ensure no sand is spilled, the sand is enclosed in a transparent box, and the sand can be moved with the help of magnets attached to the transparent box.